
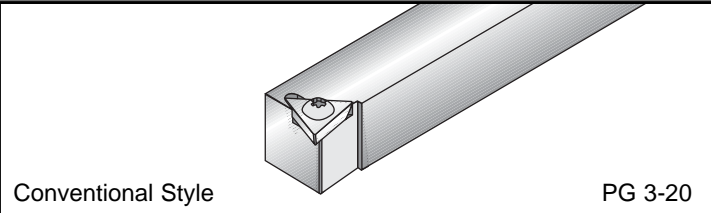

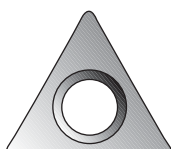

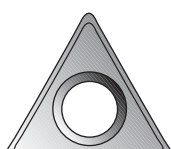
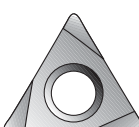
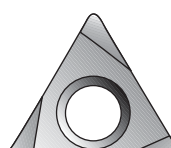


BAR SIZES AND APPLICATIONS	<ul style="list-style-type: none"> • Precision turning for Swiss and Conventional machines. • Turning tools for TD and TP insert styles. • 1/4", 3/8" and 1/2" square shanks. 	
---	--	---

INSERT GRADES AND COATINGS	<ul style="list-style-type: none"> • Sub-micron grain DURA-MAX® 3000, 4000 and 5000 Carbides • CBN tipped DURA-MAX® 8000 • PCD tipped DURA-MAX® 9000 • Inserts available with TiN, TiAlN, TiCN and Diamond coating.
---	---

GENERAL INFORMATION	<ul style="list-style-type: none"> • Bars and inserts are completely compatible with other ANSI standard bars and inserts. Call for cross-overs. • Bars and inserts stocked for fast, 24 hour shipment.
--------------------------------	--

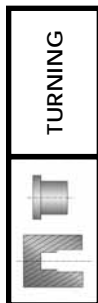
TOOLHOLDER SELECTIONS	TD STYLE - MBB SERIES & TP STYLE - MBC SERIES	<p>Modifications can be provided on any of our tooling. Please contact us with your application requirements.</p>
		

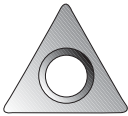
INSERT SELECTIONS	TD STYLE - MBB SERIES	TP STYLE - MBC SERIES
		
		
	 PG 3-16	 PG 3-18

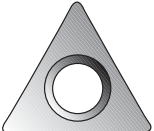
Select the **ORDER CODE** in the table below that represents your selection of tool specifications.

EXAMPLE:

The **ORDER CODE** for a .375" shank, right hand, Swiss toolholder is:
MBB-SQ-3737R



 .160" I.C.	TOOL SPECIFICATIONS				ORDER CODE		
	Shank Size	Style	Width Over Insert	Length	Turning Toolholder	Replacement Parts	
	'A' Square		'B' With .007" radius insert	'D'		Screw	Wrench
Right Hand Steel Bars Use inserts beginning with "MBB-IW", "MBB-IZ", right hand "MBB-IG" and most ANSI 'TD' standard inserts	.250"	Conventional	.270"	3.000"	MBB-SQ-2527R	F22	W11
	.375"	Swiss	.375"	4.000"			
Left Hand Steel Bars Use inserts beginning with "MBB-IW", "MBB-IZ", left hand "MBB-IG" and most ANSI 'TD' standard inserts	.250"	Conventional	.270"	3.000"	MBB-SQ-2527L	F22	W11
	.375"	Swiss	.375"	4.000"			

 .250" I.C.	TOOL SPECIFICATIONS				ORDER CODE		
	Shank Size	Style	Width Over Insert	Length	Turning Toolholder	Replacement Parts	
	'A' Square		'B' With .007" radius insert	'D'		Screw	Wrench
Right Hand Steel Bars Use inserts beginning with "MBC-IW" and "MBC-IZ", right hand "MBC-IG" and most ANSI 'TP' standard inserts	.500"	Swiss	.500"	4.840"	MBC-SQ-5050R	F31	W31
Left Hand Steel Bars Use inserts beginning with "MBC-IW" and "MBC-IZ", left hand "MBC-IG" and most ANSI 'TP' standard inserts	.500"	Swiss	.500"	4.840"	MBC-SQ-5050L	F31	W31

KAISER TOOL COMPANY, INC.