


**INSERT SIZES
AND
APPLICATIONS**

- .025", .045", .062", .085" and .115"
- Parting off up to 1" diameter
- 0° or 7° lead angle



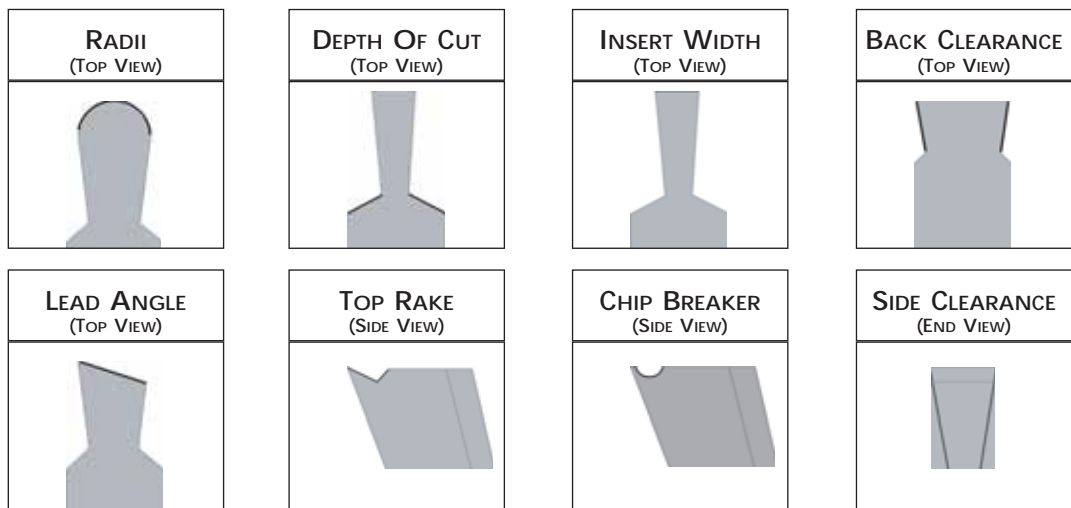
**INSERT GRADES
AND
COATINGS**

- Sub-micron grain **DURA-MAX[®] 2000** and **5000** Carbides and High Speed Steel.
- Inserts available with TiN, TiAlN, TiCN and Diamond coating.

**GENERAL
INFORMATION**

- Uncoated **DURA-MAX[®] 2000** and **5000** Carbides and High Speed Steel stocked for fast, 24 - 72 hour shipment.

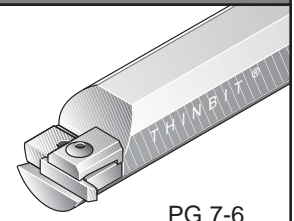
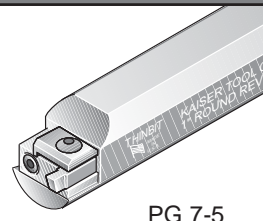
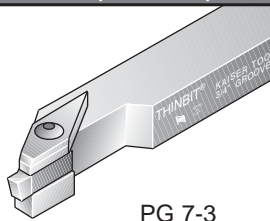
MODIFICATIONS
SEE PAGE
8-3
FOR ADDITIONAL
INFORMATION



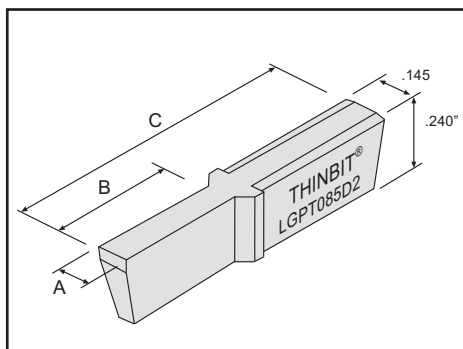
**TOOLHOLDER
SELECTIONS**

CNC, SWISS, CONVENTIONAL STYLE

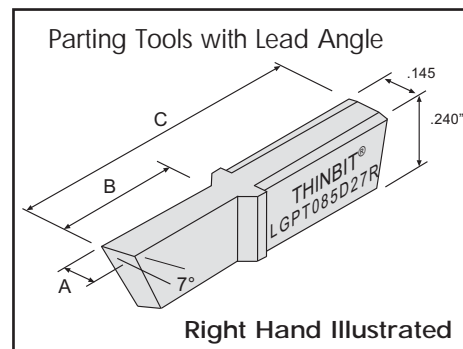
ROUND STYLE



PARTING INSERTS



FRONT RAKE:
 CARBIDE: Primary 7° honed, Secondary 15°
 HIGH SPEED STEEL: 15°
 BACK CLEARANCE:
 0° LGPT045HS & LGPT062HS
 1° all others
 SIDE CLEARANCE: 1°
 RADIUS: None
 TOP RAKE: 0°
 LEAD ANGLE: 0° or 7°

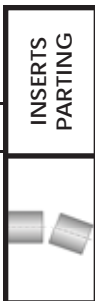


ORDERING INSTRUCTIONS

Select the **ORDER CODE** in the table below that represents your selection of groove width and insert grade.

EXAMPLE:

The **ORDER CODE** for an .085" wide parting insert in **DURA-MAX® 2000** is:
LGPT085D2



SPECIFICATIONS			ORDER CODE				INFORMATION				
Insert Width 'A' ±.001"	Lead Angle and Orientation	Depth of Cut 'B'	Insert Grades See Page 9-5 for expanded material descriptions and Page 9-20 for speeds and feeds information			Coatings See Page 9-6 for expanded coating descriptions				Overall Length 'C'	Toolholder Catalog Section 7 Use Toolholders Beginning With
			DURA-MAX® 2000 Carbide For Steel & Interrupted Cutting	DURA-MAX® 5000 Carbide For Aluminum & Non-ferrous	High Speed Steel	TiN	TiCN	TiAlN	Diamond		
.025"	0° Centered	.200"	LGPT025D2	LGPT025D5	LGPT025HS	add 'C'	add 'D'	add 'E'	add 'F'	.825"	"L" Use any straight holder or 90° holder
	7° Right Hand		LGPT025D27R	LGPT025D57R	LGPT025HS7R						
	7° Left Hand		LGPT025D27L	LGPT025D57L	LGPT025HS7L						
.045"	0° Centered	.500"	LGPT045D2	LGPT045D5	LGPT045HS						
	7° Right Hand		LGPT045D27R	LGPT045D57R	LGPT045HS7R						
	7° Left Hand		LGPT045D27L	LGPT045D57L	LGPT045HS7L						
.062"	0° Centered	.500"	LGPT062D2	LGPT062D5	LGPT062HS						
	7° Right Hand		LGPT062D27R	LGPT062D57R	LGPT062HS7R						
	7° Left Hand		LGPT062D27L	LGPT062D57L	LGPT062HS7L						
.085"	0° Centered	.500"	LGPT085D2	LGPT085D5	LGPT085HS						
	7° Right Hand		LGPT085D27R	LGPT085D57R	LGPT085HS7R						
	7° Left Hand		LGPT085D27L	LGPT085D57L	LGPT085HS7L						
.115"	0° Centered	.500"	LGPT115D2	LGPT115D5	LGPT115HS						
	7° Right Hand		LGPT115D27R	LGPT115D57R	LGPT115HS7R						
	7° Left Hand		LGPT115D27L	LGPT115D57L	LGPT115HS7L						

KAISER TOOL COMPANY, INC.

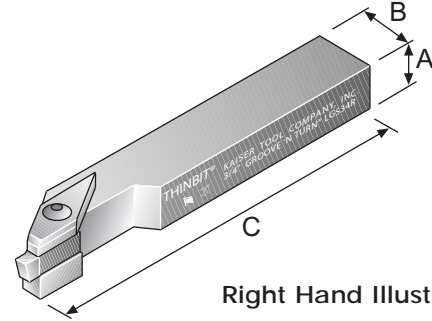
Phone: 888-THINBIT (888-844-6248) or (260) 484-3620 • Fax: 888-THINFAX (888-844-6329) or (260) 482-1881
 www.thinbit.com • General E-mail: thinbit@kaisertool.com • Orders: orders@thinbit.com • Quotes: quotes@thinbit.com

**SHANK SIZES
AND
APPLICATIONS**

- Shank sizes 3/8", 1/2", 5/8", 3/4", 1" and 1-1/4".
- Designed for CNC machines.

**GENERAL
INFORMATION**

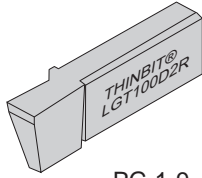
- All toolholders shipped in 24 hours.



Right Hand Illustrated


**INSERT
SELECTIONS**

GROOVING



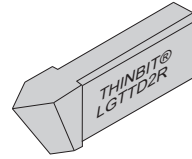
PG 1-9

FACE GROOVING



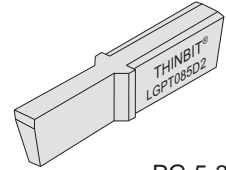
PG 2-9

THREADING



PG 4-9

PARTING



PG 5-3

MODIFICATIONS

Modifications can be provided on any of our tooling.
Please contact us with your application requirements.

ORDERING INSTRUCTIONS

Select the **ORDER CODE** in the table below that represents your selection of shank dimensions.

EXAMPLE:

The **ORDER CODE** for a .750" Right Hand square shank for inserts beginning with 'L' is:

LGS34R

SPECIFICATIONS				ORDER CODE					
Shank Orientation	Shank Dimensions			Toolholder Package Includes Shank, Clamp and Hardware For Inserts Beginning With 'L'		Replacement Parts			
	'A'	'B'	'C'	RIGHT HAND	LEFT HAND	Clamp	Screw	Wrench	Pin
Straight Use right hand holder with right hand inserts	.312"	.500"	4.840"	LGS56R	LGS56L	Right Hand: Clamp X Left Hand: Clamp Y	S3808	W1005	P0206
	.375"	.500"	4.840"	LGS38R	LGS38L				
	.500"	.500"	4.840"	LGS12R	LGS12L				
	.625"	.625"	4.840"	LGS58R	LGS58L				
	.750"	.750"	4.840"	LGS34R	LGS34L				
	1.000"	1.000"	4.840"	LGS01R	LGS01L				
Use left hand holder with left hand inserts	1.250"	1.250"	4.840"	LGS14R	LGS14L				
	8mm	.500"	4.840"	LGS08RM	LGS08LM				
	10mm	.500"	4.840"	LGS10RM	LGS10LM				
	12mm	.500"	4.840"	LGS12RM	LGS12LM				
	16mm	.750"	4.840"	LGS16RM	LGS16LM				
	20mm	1.000"	4.840"	LGS20RM	LGS20LM				
	25mm	1.000"	4.840"	LGS25RM	LGS25LM				

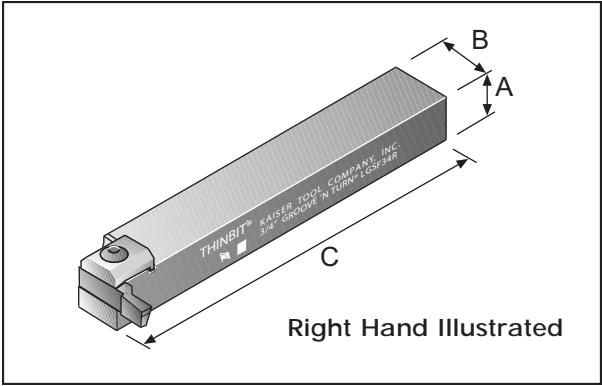
KAISER TOOL COMPANY, INC.

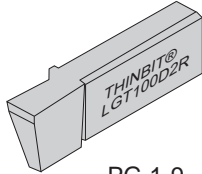
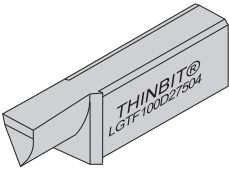
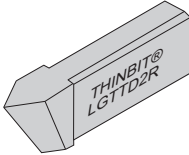
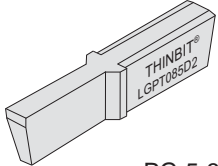
SHANK SIZES AND APPLICATIONS

- Shank sizes 3/8", 1/2", 5/8", 3/4", 1" and 1-1/4".
- Designed for CNC machines.

GENERAL INFORMATION

- All toolholders shipped in 24 hours.



INSERT SELECTIONS	GROOVING	FACE GROOVING	THREADING	PARTING
	 PG 1-9	 PG 2-9	 PG 4-9	 PG 5-3

MODIFICATIONS Modifications can be provided on any of our tooling. Please contact us with your application requirements.

ORDERING INSTRUCTIONS

Select the **ORDER CODE** in the table below that represents your selection of shank orientation and dimensions.

EXAMPLE:
 The **ORDER CODE** for a .750" right hand shank for inserts beginning with 'L' is: **LGSF34R**

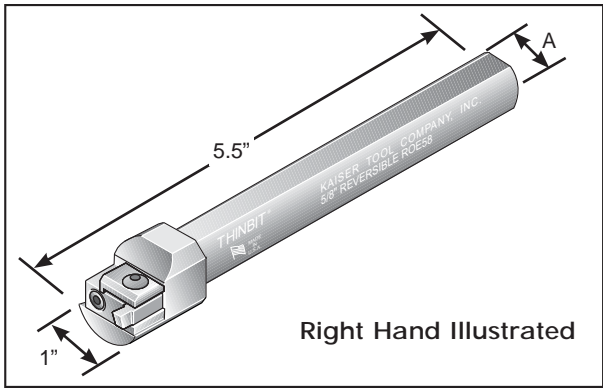
SPECIFICATIONS				ORDER CODE					
Shank Orientation	Shank Dimensions			Toolholder Package Includes Shank, Clamp and Hardware For Inserts Beginning With 'L'		Replacement Parts			
	'A'	'B'	'C'	RIGHT HAND	LEFT HAND	Clamp	Screw	Wrench	Pin
90° Use right hand holder with left hand inserts	.312"	.500"	4.840"	LGSF56R		Clamp C	S3808	W1005	P0312
	.375"	.500"	4.840"	LGSF38R					
	.500"	.500"	4.840"	LGSF12R					
	.625"	.625"	4.840"	LGSF58R	LGSF58L				
	.750"	.750"	4.840"	LGSF34R	LGSF34L				
	1.000"	1.000"	4.840"	LGSF01R	LGSF01L				
Use left hand holder with right hand inserts	1.250"	1.250"	4.840"	LGSF14R	LGSF14L				
	8mm	.500"	4.840"	LGSF08RM					
	10mm	.500"	4.840"	LGSF10RM					
	12mm	.500"	4.840"	LGSF12RM					
	16mm	.750"	4.840"	LGSF16RM	LGSF16LM				
	20mm	1.000"	4.840"	LGSF20RM	LGSF20LM				
	25mm	1.000"	4.840"	LGSF25RM	LGSF25LM				

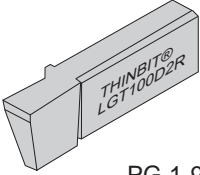
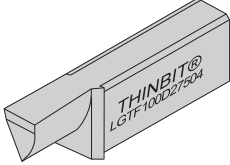
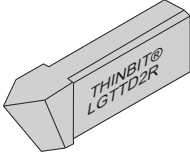
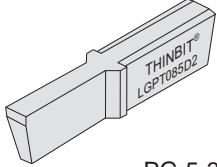


KAISER TOOL COMPANY, INC.

SHANK SIZES AND APPLICATIONS	<ul style="list-style-type: none"> • Shank sizes 1/2", 5/8", 3/4" and 1". • Designed for boring bar positions on all machines. • Can be used with a boring head to trepan on a mill.
-------------------------------------	---

GENERAL INFORMATION	<ul style="list-style-type: none"> • All toolholders shipped in 24 hours. • Toolholder reversible by removing face and bottom screws and rotating head 1/2 turn. • All 1/2", 5/8" and 3/4" shanks are made from 1" shank.
----------------------------	--



INSERT SELECTIONS	<i>GROOVING</i>	<i>FACE GROOVING</i>	<i>THREADING</i>	<i>PARTING</i>
	 PG 1-9	 PG 2-9	 PG 4-9	 PG 5-3

MODIFICATIONS Modifications can be provided on any of our tooling. Please contact us with your application requirements.

ORDERING INSTRUCTIONS

Select the **ORDER CODE** in the table below that represents your selection of shank dimensions.

EXAMPLE:

The **ORDER CODE** for a .625" round shank for inserts beginning with 'L' is:
LROE58

SPECIFICATIONS			ORDER CODE					
Shank Orientation	Shank Dimensions 'A'	Toolholder Package Includes Shank, Head, Clamp and Hardware For Inserts Beginning With 'L'	Replacement Parts					
			Head Only Includes Clamp and Hardware For Inserts Beginning With 'L'	Head Screws	Head Wrenches	Shank	Clamp	Clamp Hardware
Right Hand or Left Hand Use as right hand with right hand inserts; Use as left hand with left hand inserts; Use as either hand with centered inserts.	.500"	LROE12	LROEH	1 each: S5806 S2810	1 each: W1006 W1009	RROE12	ClampC	Screw: S3808 Wrench: W1005
	.625"	LROE58				RROE58		
	.750"	LROE34				RROE34		
	1.000"	LROE01				RROE01		

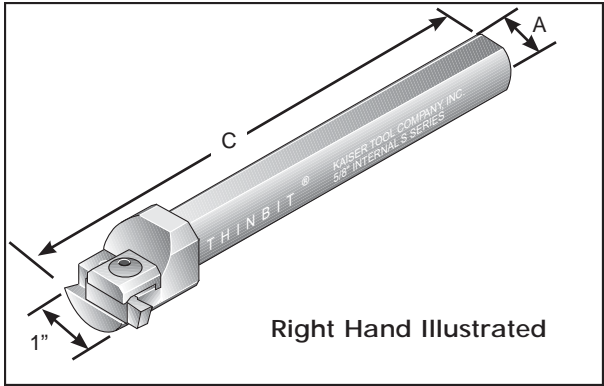
KAISER TOOL COMPANY, INC.

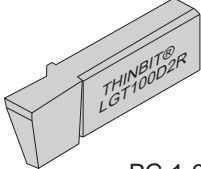
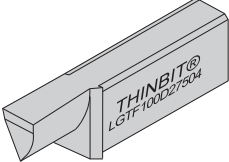
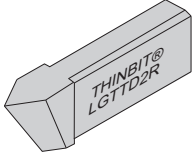
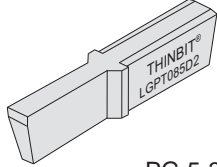
SHANK SIZES AND APPLICATIONS

- Shank sizes 1/2", 5/8", 3/4" and 1".
- Designed for boring bar positions on all machines.

GENERAL INFORMATION

- All toolholders shipped in 24 hours.
- Toolholder reversible for left and right hand orientation.
- 1/2", 5/8", 3/4" shank is made from 1" shank.



	GROOVING	FACE GROOVING	THREADING	PARTING
INSERT SELECTIONS	 PG 1-9	 PG 2-9	 PG 4-9	 PG 5-3

MODIFICATIONS Modifications can be provided on any of our tooling. Please contact us with your application requirements.

ORDERING INSTRUCTIONS

Select the **ORDER CODE** in the table below that represents your selection of shank orientation and dimensions.

EXAMPLE:

The **ORDER CODE** for a .625" right hand shank for inserts beginning with 'L' is:
LR5806

SPECIFICATIONS				ORDER CODE				
Shank Orientation	Minimum Bore Diameter	Shank Dimensions		Toolholder Package Includes Shank, Clamp and Hardware	Replacement Parts			
		'A'	'C'		For Inserts Beginning With 'L'			
	without pin				Clamp	Screw	Wrench	Pin
Right Hand or Left Hand Use as right hand with left hand inserts; Use as left hand with right hand inserts; Use as either hand with centered inserts.	1.250"	.500"	5.500"	LR1206	Clamp C	S3808	W1005	P0305
		.625"		LR5806				
		.750"		LR3406				
		1.000"	5.500"	LRO106				
			11.875"	LRO112				



KAISER TOOL COMPANY, INC.