





**INSERT SIZES AND APPLICATIONS**

- 2, 3, 4, 5 and 6mm insert widths.
- Recessed pocket and raise edge for chip control.
- Internal grooving, external grooving, face grooving and parting.



**INSERT GRADES AND COATINGS**

- Sub-micron grain **DURA-MAX® 2000** carbide.
- Inserts available with TiN, TiAlN, TiCN and Diamond coating.



**GENERAL INFORMATION**

- Uncoated, TiN and TiAlN coated **DURA-MAX® 2000** sharp corner and .015" corner radius stocked for fast, 24 hour shipment. Other insert geometries and coatings ship in 5 working days.

**INSERT GEOMETRY**

<p><b>SHARP CORNER (TOP VIEW)</b></p>	<p><b>CORNER RADIUS (TOP VIEW)</b></p>	<p><b>FULL RADIUS (TOP VIEW)</b></p>	<p><b>60° THREADING (TOP VIEW)</b></p>
<p><b>7° LEAD ANGLE (TOP VIEW)</b></p> <p>Right Hand    Left Hand</p>	<p><b>15°(+) TOP RAKE (SIDE VIEW)</b></p>	<p><b>15° (-) TOP RAKE (SIDE VIEW)</b></p>	<p><b>90° CHAMFERING (TOP VIEW)</b></p>

## ORDERING INSTRUCTIONS

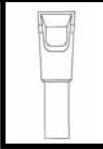
Select the **ORDER CODE** in the table at right that represents your selection of insert geometry and coating. Please pay special attention to the '**Compatibility**' column to match the insert with the correct tooling.

The **ORDER CODE** for a 3mm wide, 'DGI' Style insert with .015" radius and TiN coating is **'DGI 30BC'**

# 'DGI' & 'DGMI' STYLE OD/ID AND FACE GROOVING INSERTS

SPECIFICATIONS			ORDER CODE						
Insert Width +.005"/- .000"	Compatibility	Insert Geometry	DURA-MAX <sup>®</sup> 2000 Carbide See Page 9-10 or 9-12 for speeds and feeds						
			Uncoated	TiN Limited Stock	TiCN Non-stock	TiAlN Limited Stock	Diamond Non-stock		
.078" (2mm)	Use in all 2mm 'DGP'	Sharp Corner	DGI20BU1	DGI20BC1	DGI20BD1	DGI20BE1	DGI20BF1		
		.004" (.10mm) radius	DGI20BU2010	DGI20BC2010	DGI20BD2010	DGI20BE2010	DGI20BF2010		
		.008" (.20mm) radius	DGI20BU2020	DGI20BC2020	DGI20BD2020	DGI20BE2020	DGI20BF2020		
		.010" (.25mm) radius	DGI20BU2025	DGI20BC2025	DGI20BD2025	DGI20BE2025	DGI20BF2025		
		.015" (.38mm) radius	DGI20BU	DGI20BC	DGI20BD	DGI20BE	DGI20BF		
		.020" (.50mm) radius	DGI20BU2050	DGI20BC2050	DGI20BD2050	DGI20BE2050	DGI20BF2050		
		Full Radius	DGI20BU4	DGI20BC4	DGI20BD4	DGI20BE4	DGI20BF4		
		15° (+) Top Rake	DGI20BU7P	DGI20BC7P	DGI20BD7P	DGI20BE7P	DGI20BF7P		
		15° (-) Top Rake	DGI20BU7N	DGI20BC7N	DGI20BD7N	DGI20BE7N	DGI20BF7N		
		7° R.H. Lead Angle	DGI20BU3R	DGI20BC3R	DGI20BD3R	DGI20BE3R	DGI20BF3R		
7° L.H. Lead Angle	DGI20BU3L	DGI20BC3L	DGI20BD3L	DGI20BE3L	DGI20BF3L				
.118" (3mm)	Use ONLY with 3mm 'DGPZ' and major diameters less than .984"	Sharp Corner	DGMI30BU1	DGMI30BC1	DGMI30BD1	DGMI30BE1	DGMI30BF1		
		.015" (.38mm) radius	DGMI30BU	DGMI30BC	DGMI30BD	DGMI30BE	DGMI30BF		
	Use in 3mm 'DGP' for OD grooving/parting and major diameters greater than .984"	Sharp Corner	DGI30BU1	DGI30BC1	DGI30BD1	DGI30BE1	DGI30BF1		
		.004" (.10mm) radius	DGI30BU2010	DGI30BC2010	DGI30BD2010	DGI30BE2010	DGI30BF2010		
		.008" (.20mm) radius	DGI30BU2020	DGI30BC2020	DGI30BD2020	DGI30BE2020	DGI30BF2020		
		.010" (.25mm) radius	DGI30BU2025	DGI30BC2025	DGI30BD2025	DGI30BE2025	DGI30BF2025		
		.015" (.38mm) radius	DGI30BU	DGI30BC	DGI30BD	DGI30BE	DGI30BF		
		.020" (.50mm) radius	DGI30BU2050	DGI30BC2050	DGI30BD2050	DGI30BE2050	DGI30BF2050		
		.030" (.75mm) radius	DGI30BU2075	DGI30BC2075	DGI30BD2075	DGI30BE2075	DGI30BF2075		
		.040" (1.0mm) radius	DGI30BU2100	DGI30BC2100	DGI30BD2100	DGI30BE2100	DGI30BF2100		
		Full Radius	DGI30BU4	DGI30BC4	DGI30BD4	DGI30BE4	DGI30BF4		
		15° (+) Top Rake	DGI30BU7P	DGI30BC7P	DGI30BD7P	DGI30BE7P	DGI30BF7P		
		15° (-) Top Rake	DGI30BU7N	DGI30BC7N	DGI30BD7N	DGI30BE7N	DGI30BF7N		
		7° R.H. Lead Angle	DGI30BU3R	DGI30BC3R	DGI30BD3R	DGI30BE3R	DGI30BF3R		
		7° L.H. Lead Angle	DGI30BU3L	DGI30BC3L	DGI30BD3L	DGI30BE3L	DGI30BF3L		
		60° Threading	DGI30BU5	DGI30BC5	DGI30BD5	DGI30BE5	DGI30BF5		
		90° Chamfering	DGI30BU6	DGI30BC6	DGI30BD6	DGI30BE6	DGI30BF6		
.157" (4mm)	Use ONLY with 4mm 'DGPZ' and major diameters less than .984"	Sharp Corner	DGMI40BU1	DGMI40BC1	DGMI40BD1	DGMI40BE1	DGMI40BF1		
		.015" (.38mm) radius	DGMI40BU	DGMI40BC	DGMI40BD	DGMI40BE	DGMI40BF		
	Use in 4mm 'DGP' for OD grooving/parting and major diameters greater than .984"	Sharp Corner	DGI40BU1	DGI40BC1	DGI40BD1	DGI40BE1	DGI40BF1		
		.004" (.10mm) radius	DGI40BU2010	DGI40BC2010	DGI40BD2010	DGI40BE2010	DGI40BF2010		
		.008" (.20mm) radius	DGI40BU2020	DGI40BC2020	DGI40BD2020	DGI40BE2020	DGI40BF2020		
		.010" (.25mm) radius	DGI40BU2025	DGI40BC2025	DGI40BD2025	DGI40BE2025	DGI40BF2025		
		.015" (.38mm) radius	DGI40BU	DGI40BC	DGI40BD	DGI40BE	DGI40BF		
		.020" (.50mm) radius	DGI40BU2050	DGI40BC2050	DGI40BD2050	DGI40BE2050	DGI40BF2050		
		.030" (.75mm) radius	DGI40BU2075	DGI40BC2075	DGI40BD2075	DGI40BE2075	DGI40BF2075		
		.040" (1.0mm) radius	DGI40BU2100	DGI40BC2100	DGI40BD2100	DGI40BE2100	DGI40BF2100		
		Full Radius	DGI40BU4	DGI40BC4	DGI40BD4	DGI40BE4	DGI40BF4		
		15° (+) Top Rake	DGI40BU7P	DGI40BC7P	DGI40BD7P	DGI40BE7P	DGI40BF7P		
		15° (-) Top Rake	DGI40BU7N	DGI40BC7N	DGI40BD7N	DGI40BE7N	DGI40BF7N		
		7° R.H. Lead Angle	DGI40BU3R	DGI40BC3R	DGI40BD3R	DGI40BE3R	DGI40BF3R		
		7° L.H. Lead Angle	DGI40BU3L	DGI40BC3L	DGI40BD3L	DGI40BE3L	DGI40BF3L		
		.197" (5mm)	Use in all 5mm 'DGP'	Sharp Corner	DGI50BU1	DGI50BC1	DGI50BD1	DGI50BE1	DGI50BF1
				.004" (.10mm) radius	DGI50BU2010	DGI50BC2010	DGI50BD2010	DGI50BE2010	DGI50BF2010
.008" (.20mm) radius	DGI50BU2020			DGI50BC2020	DGI50BD2020	DGI50BE2020	DGI50BF2020		
.010" (.25mm) radius	DGI50BU2025			DGI50BC2025	DGI50BD2025	DGI50BE2025	DGI50BF2025		
.015" (.38mm) radius	DGI50BU			DGI50BC	DGI50BD	DGI50BE	DGI50BF		
.020" (.50mm) radius	DGI50BU2050			DGI50BC2050	DGI50BD2050	DGI50BE2050	DGI50BF2050		
.030" (.75mm) radius	DGI50BU2075			DGI50BC2075	DGI50BD2075	DGI50BE2075	DGI50BF2075		
.040" (1.0mm) radius	DGI50BU2100			DGI50BC2100	DGI50BD2100	DGI50BE2100	DGI50BF2100		
Full Radius	DGI50BU4			DGI50BC4	DGI50BD4	DGI50BE4	DGI50BF4		
15° (+) Top Rake	DGI50BU7P			DGI50BC7P	DGI50BD7P	DGI50BE7P	DGI50BF7P		
15° (-) Top Rake	DGI50BU7N			DGI50BC7N	DGI50BD7N	DGI50BE7N	DGI50BF7N		
7° R.H. Lead Angle	DGI50BU3R			DGI50BC3R	DGI50BD3R	DGI50BE3R	DGI50BF3R		
7° L.H. Lead Angle	DGI50BU3L			DGI50BC3L	DGI50BD3L	DGI50BE3L	DGI50BF3L		
.236" (6mm)	Use in all 6mm 'DGP'	Sharp Corner	DGI60BU1	DGI60BC1	DGI60BD1	DGI60BE1	DGI60BF1		
		.004" (.10mm) radius	DGI60BU2010	DGI60BC2010	DGI60BD2010	DGI60BE2010	DGI60BF2010		
		.008" (.20mm) radius	DGI60BU2020	DGI60BC2020	DGI60BD2020	DGI60BE2020	DGI60BF2020		
		.010" (.25mm) radius	DGI60BU2025	DGI60BC2025	DGI60BD2025	DGI60BE2025	DGI60BF2025		
		.015" (.38mm) radius	DGI60BU	DGI60BC	DGI60BD	DGI60BE	DGI60BF		
		.020" (.50mm) radius	DGI60BU2050	DGI60BC2050	DGI60BD2050	DGI60BE2050	DGI60BF2050		
		.030" (.75mm) radius	DGI60BU2075	DGI60BC2075	DGI60BD2075	DGI60BE2075	DGI60BF2075		
		.040" (1.0mm) radius	DGI60BU2100	DGI60BC2100	DGI60BD2100	DGI60BE2100	DGI60BF2100		
		Full Radius	DGI60BU4	DGI60BC4	DGI60BD4	DGI60BE4	DGI60BF4		
		15° (+) Top Rake	DGI60BU7P	DGI60BC7P	DGI60BD7P	DGI60BE7P	DGI60BF7P		
		15° (-) Top Rake	DGI60BU7N	DGI60BC7N	DGI60BD7N	DGI60BE7N	DGI60BF7N		
		7° R.H. Lead Angle	DGI60BU3R	DGI60BC3R	DGI60BD3R	DGI60BE3R	DGI60BF3R		
		7° L.H. Lead Angle	DGI60BU3L	DGI60BC3L	DGI60BD3L	DGI60BE3L	DGI60BF3L		

DGI STYLE  
OD/ID & FACE GROOVING  
INSERTS




## TOOL SIZES AND APPLICATIONS

- External grooving and parting with depths of cut to 1".
- Shank sizes 3/4", 1", 16mm, 20mm and 25mm in straight and 90° orientations.

## GENERAL INFORMATION

- DEEPGROOVE® packages shipped in 1-5 days.
- Modular tooling system will also accept face grooving heads. See compatibility guide on Page 9-8.
- If a round shank is required, see Page 7-11, package styles 'O' and 'R'.



## INSERT SELECTIONS

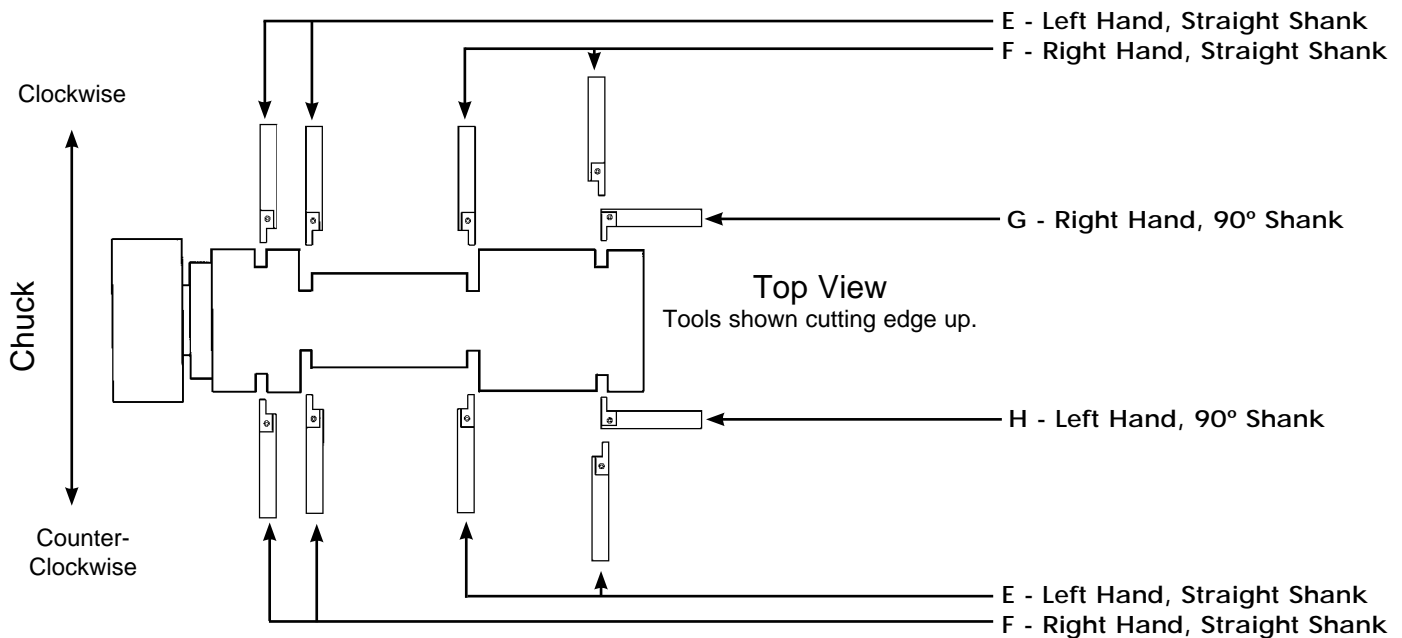
SEE PAGE  
6-1

### INSERT STYLES



Modifications can be provided on any of our tooling.  
Please contact us with your application requirements.

### PACKAGE STYLE



## KAISER TOOL COMPANY, INC.

ORDERING INSTRUCTIONS



3/4" and 1" Shanks

Select the **ORDER CODE** in the table below that represents your selection of tool specifications.

EXAMPLE:

The **ORDER CODE** for a 3mm insert width, toolholder package style 'E' with a .500" depth of cut and 1" shank is:

**DGPE301301**

Metric Shanks

Complete the **ORDER CODE** in the table below with the shank size as 16 (16mm), 20 (20mm) or 25 (25mm).

EXAMPLE:

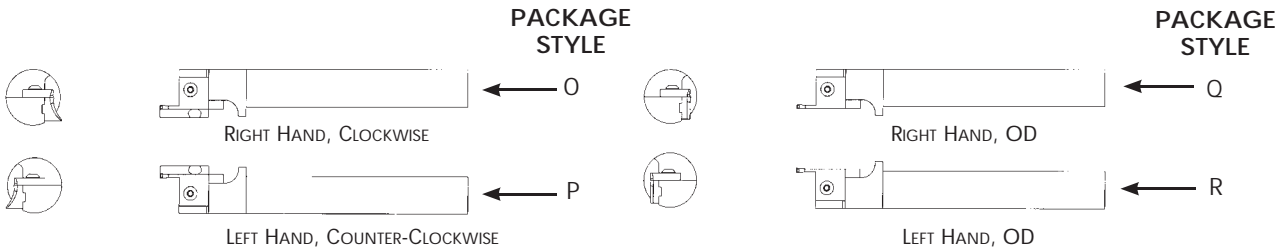
The **ORDER CODE** for a 3mm insert width, toolholder package style 'E' with a .500" depth of cut and 20mm shank is:

**DGPE3013 2Q** ← Specify the 'SHANK SIZE'

SPECIFICATIONS				ORDER CODE								
Insert Width	Depth of Cut	Package Style  See Page 1-13	Inserts Page 6-1  Use Inserts Beginning With	Toolholder Package <small>Includes Shank, Head, Clamp and Hardware</small>			Head	Head Hardware	Replacement Parts			
				3/4" Shank <small>3/4"x3/4"x5"</small>	1" Shank <small>1"x1"x5"</small>	Metric Shanks <small>16 = 16x16x125mm 20 = 20x1"x125mm 25 = 25x1"x125mm</small>			Shanks <small>34 = 3/4" 01 = 1" 16 = 16mm 20 = 20mm 25 = 25mm</small>	Clamp	Clamp Hardware	
2mm (.078")	13mm (1/2")	E	"DGI2"	DGPE201334	DGPE201301	DGPE2013 __	DGH22013		DGS__XL	DGC22013		
		G		DGPG201334	DGPG201301	DGPG2013 __			DGS__YR			
		F		DGPF201334	DGPF201301	DGPF2013 __			DGS__XR			DGC12013
		H		DGPH201334	DGPH201301	DGPH2013 __			DGS__YL			
3mm (.118")	13mm (1/2")	E	"DGI3"	DGPE301334	DGPE301301	DGPE3013 __	DGH23013		DGS__XL	DGC23013		
		G		DGPG301334	DGPG301301	DGPG3013 __			DGS__YR			
		F		DGPF301334	DGPF301301	DGPF3013 __			DGS__XR			DGC13013
		H		DGPH301334	DGPH301301	DGPH3013 __			DGS__YL			
4mm (.157")	13mm (1/2")	E	"DGI4"	DGPE401334	DGPE401301	DGPE4013 __	DGH24013		DGS__XL	DGC24013		
		G		DGPG401334	DGPG401301	DGPG4013 __			DGS__YR			
		F		DGPF401334	DGPF401301	DGPF4013 __			DGS__XR			DGC14013
		H		DGPH401334	DGPH401301	DGPH4013 __			DGS__YL			
	20mm (3/4")	E		DGPE402034	DGPE402001	DGPE4020 __	DGH24020		DGS__XL	DGC24020		
		G		DGPG402034	DGPG402001	DGPG4020 __			DGS__YR			
		F		DGPF402034	DGPF402001	DGPF4020 __			DGS__XR			DGC14020
		H		DGPH402034	DGPH402001	DGPH4020 __			DGS__YL			
5mm (.197")	13mm (1/2")	E	"DGI5"	DGPE501334	DGPE501301	DGPE5013 __	DGH25013	Wrench: W4025	DGS__XL	DGC25013	Wrench: W4025	
		G		DGPG501334	DGPG501301	DGPG5013 __			DGS__YR			
		F		DGPF501334	DGPF501301	DGPF5013 __			DGS__XR			DGC15013
		H		DGPH501334	DGPH501301	DGPH5013 __			DGS__YL			
	25mm (1")	E		DGPE502534	DGPE502501	DGPE5025 __	DGH25025		DGS__XL	DGC25025		
		G		DGPG502534	DGPG502501	DGPG5025 __			DGS__YR			
		F		DGPF502534	DGPF502501	DGPF5025 __			DGS__XR			DGC15025
		H		DGPH502534	DGPH502501	DGPH5025 __			DGS__YL			
6mm (.236")	13mm (1/2")	E	"DGI6"	DGPE601334	DGPE601301	DGPE6013 __	DGH26013		DGS__XL	DGC26013		
		G		DGPG601334	DGPG601301	DGPG6013 __			DGS__YR			
		F		DGPF601334	DGPF601301	DGPF6013 __			DGS__XR			DGC16013
		H		DGPH601334	DGPH601301	DGPH6013 __			DGS__YL			
	25mm (1")	E		DGPE602534	DGPE602501	DGPE6025 __	DGH26025		DGS__XL	DGC26025		
		G		DGPG602534	DGPG602501	DGPG6025 __			DGS__YR			
		F		DGPF602534	DGPF602501	DGPF6025 __			DGS__XR			DGC16025
		H		DGPH602534	DGPH602501	DGPH6025 __			DGS__YL			

KAISER TOOL COMPANY, INC.

# ROUND SHANKS WITH EXTERNAL HEADS



SPECIFICATIONS				ORDER CODE										
Insert Width	Depth of Cut	Package Style	Inserts Page 6-1 Use Inserts Beginning With	Toolholder Package Includes Shank, Head, Clamp and Hardware		Replacement Parts								
				3/4" Shank 3/4"Ø x 7"	1" Shank 1"Ø x 7"	Head	Head Hardware	Shank 3/4 = 3/4" 01 = 1"	Clamp	Clamp Hardware				
2mm (.078")	13mm (1/2")	O	"DG12"	DGPO201334__	DGPO201301__	DGH32013__	Screw: 2 each S7552	DGS__ZR	DGC12013	Screw: S6552				
		Q *		DGPO201334	DGPQ201301	DGH12013		DGS__ZL	DGC22013					
		P		DGPP201334__	DGPP201301__	DGH42013__								
		R *		DGPR201334	DGPR201301	DGH22013								
3mm (.118")	13mm (1/2")	O	Use "DGM13" for major diameter codes '02' & '25' "DG13" for all others	DGPO301334__	DGPO301301__	DGH33013__		Wrench: W4025	DGS__ZR		DGC13013	Wrench: W4025		
		Q *		DGPO301334	DGPQ301301	DGH13013			DGS__ZL		DGC23013			
		P		DGPP301334__	DGPP301301__	DGH43013__								
		R *		DGPR301334	DGPR301301	DGH23013								
4mm (.157")	13mm (1/2")	O	Use "DGM14" for major diameter codes '02' & '25' "DG14" for all others	DGPO401334__	DGPO401301__	DGH34013__			Screw: 2 each S7552		DGS__ZR		DGC14013	Screw: S6552
		Q *		DGPO401334	DGPQ401301	DGH14013					DGS__ZL		DGC24013	
		P		DGPP401334__	DGPP401301__	DGH44013__								
		R *		DGPR401334	DGPR401301	DGH23013								
	20mm (3/4")	O		DGPO402034__	DGPO402001__	DGH34020__	Wrench: W4025			DGS__ZR	DGC14020		Wrench: W4025	
		Q *		DGPO402034	DGPQ402001	DGH14020				DGS__ZL	DGC24020			
		P		DGPP402034__	DGPP402001__	DGH44020__								
		R *		DGPR402034	DGPR402001	DGH24020								
5mm (.197")	13mm (1/2")	O	"DG15"	DGPO501334__	DGPO501301__	DGH35013__		Screw: 2 each S7552		DGS__ZR	DGC15013	Screw: S6552		
		Q *		DGPO501334	DGPQ501301	DGH15013				DGS__ZL	DGC25013			
		P		DGPP501334__	DGPP501301__	DGH45013__								
		R *		DGPR501334	DGPR501301	DGH25013								
	25mm (1")	O		DGPO502534__	DGPO502501__	DGH35025__			Wrench: W4025	DGS__ZR	DGC15025			Wrench: W4025
		Q *		DGPO502534	DGPQ502501	DGH15025				DGS__ZL	DGC25025			
		P		DGPP502534__	DGPP502501__	DGH45025__								
		R *		DGPR502534	DGPR502501	DGH25025								
6mm (.236")	13mm (1/2")	O	"DG16"	DGPO601334__	DGPO601301__	DGH36013__	Screw: 2 each S7552			DGS__ZR	DGC16013		Screw: S6552	
		Q *		DGPO601334	DGPQ601301	DGH16013				DGS__ZL	DGC26013			
		P		DGPP601334__	DGPP601301__	DGH46013__								
		R *		DGPR601334	DGPR601301	DGH26013								
	25mm (1")	O		DGPO602534__	DGPO602501__	DGH36025__		Wrench: W4025		DGS__ZR	DGC16025	Wrench: W4025		
		Q *		DGPO602534	DGPQ602501	DGH16025				DGS__ZL	DGC26025			
		P		DGPP602534__	DGPP602501__	DGH46025__								
		R *		DGPR602534	DGPR602501	DGH26025								

\* Code not required on Q and R packages

Major Diameter Range	Insert Width	Code	Insert Style
.787"-.885" (20-22.5mm)	2mm	02	DGI
	3 & 4mm	02	DGMI
.885"-.984" (22.5-25mm)	2mm	25	DGI
	3 & 4mm	25	DGMI
.984"-1.082" (25-27.5mm)	2mm	57	DGI
	3, 4, 5 & 6mm	23	DGI
	3, 4, 5 & 6mm	23	DGI
1.082"-1.181" (27.5-30mm)	2mm	70	DGI
	3, 4, 5 & 6mm	23	DGI
1.181"-1.377" (30-35mm)	2mm	05	DGI
	3, 4, 5 & 6mm	34	DGI

Major Diameter Range	Insert Width	Code	Insert Style	
1.377"-1.574" (35-40mm)	2mm	50	DGI	
	3, 4, 5 & 6mm	34	DGI	
1.574"-1.968" (40-50mm)	All	45	DGI	
		56	DGI	
67		DGI		
71		DGI		
11		DGI		
13		DGI		
30		DGI		
1.968"-2.362" (50-60mm)				
2.362"-2.952" (60-75mm)				
2.952"-3.937" (75-100mm)				
3.937"-5.905" (100-150mm)				
5.905"-11.811" (150-300mm)				
11.811"-∞ (300mm-∞)				

Note:  
As long as first plunge is made within major diameter range and each following plunge overlaps, groove width can be increased toward or away from center of part.

