


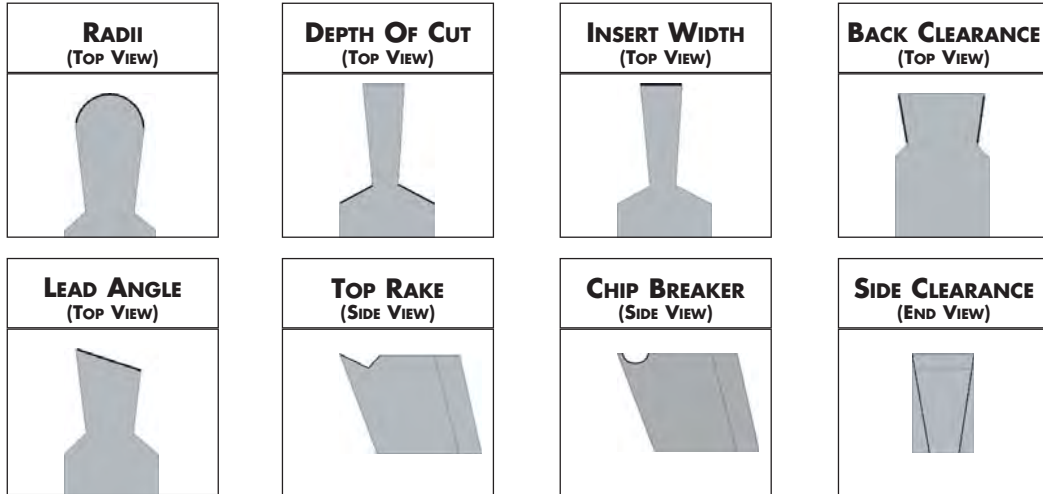
PRODUCT INFORMATION

- .025", .045", .062", .085" and .115"
- Parting off up to 1" diameter
- 0° or 7° lead angle
- Centered or Offset
- Sub-micron grain **DURA-MAX[®] 2000** and **5000** Carbides and High Speed Steel.
- Inserts available with TiN, TiAlN, TiCN and Diamond coating.



MODIFICATIONS

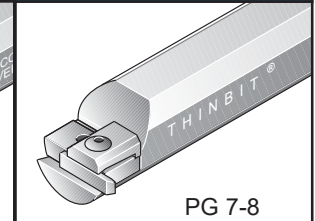
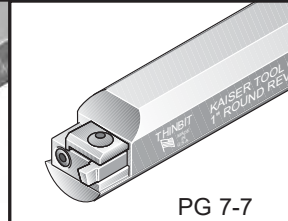
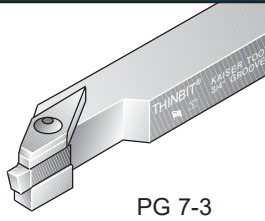
SEE PAGE 8-3 FOR ADDITIONAL INFORMATION



TOOLHOLDER SELECTIONS

CNC, SWISS, CONVENTIONAL STYLE

ROUND STYLE



TECHNICAL SECTIONS

PRODUCT DEMONSTRATION



www.thinbit.com/qr5-3

SPEEDS AND FEEDS

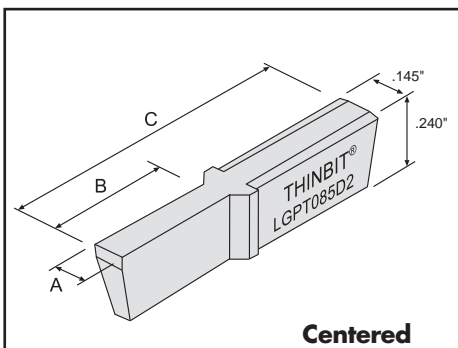
PG 9-20

APPLICATION REFERENCE

PGS 9-3 & 9-4

TROUBLESHOOTING

PG 9-7



FRONT RAKE:

CARBIDE: Primary 7° honed, Secondary 15°

HIGH SPEED STEEL: 15°

BACK CLEARANCE:

0° LGPT045HS & LGPT062HS

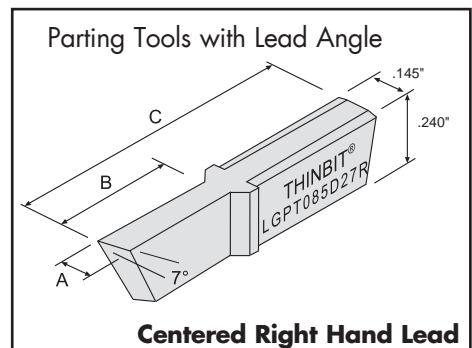
1° all others

SIDE CLEARANCE: 1°

RADIUS: None

TOP RAKE: 0°

LEAD ANGLE: 0° or 7°



KAISER TOOL COMPANY, INC.

PARTING INSERTS
















ORDERING INSTRUCTIONS

Select the **ORDER CODE** in the table below that represents your selection of groove width and insert grade.

EXAMPLE:

The **ORDER CODE** for an .085" wide parting insert in **DURA-MAX® 2000** is:

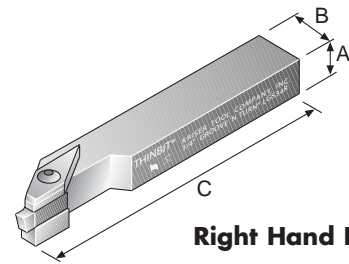
LGPT085D2

SPECIFICATIONS				ORDER CODE				INFORMATION												
Insert Width 'A' ±.001"	Insert Orientation	Lead Angle Orientation Right Hand Left Hand	Depth of Cut 'B'	Insert Grades See Page 9-5 for expanded material descriptions and Page 9-20 for Speeds and Feeds information			Coatings See Page 9-6 for expanded coating descriptions				Overall Length 'C'	Toolholder Catalog Section 7 Use Toolholders Beginning With								
				DURA-MAX® 2000 Carbide For Steel & Interrupted Cutting	DURA-MAX® 5000 Carbide For Aluminum & Non-ferrous	High Speed Steel	TIN	TICN	TIAlN	Diamond										
.025"	Centered 	0°	.200"	LGPT025D2	LGPT025D5	LGPT025HS	add 'C'	add 'D'	add 'E'	add 'F'	.820" Carbide .825" HSS	'L' Series Centered Use any straight holder or 90° holder Right Hand Use right hand straight holder or left hand 90° holder Left Hand Use left hand straight holder or right hand 90° holder								
		7° Right Hand		LGPT025D27R	LGPT025D57R	LGPT025HS7R														
		7° Left Hand		LGPT025D27L	LGPT025D57L	LGPT025HS7L														
	Right Hand 	0°		LGPT025D2R	LGPT025D5R	LGPT025HSR														
		7° Right Hand		LGPT025D2R7R	LGPT025D5R7R	LGPT025HSR7R														
		7° Left Hand		LGPT025D2R7L	LGPT025D5R7L	LGPT025HSR7L														
	Left Hand 	0°		LGPT025D2L	LGPT025D5L	LGPT025HSL														
		7° Right Hand		LGPT025D2L7R	LGPT025D5L7R	LGPT025HSL7R														
		7° Left Hand		LGPT025D2L7L	LGPT025D5L7L	LGPT025HSL7L														
	.045"	Centered 		0°	.500"	LGPT045D2							LGPT045D5	LGPT045HS	add 'C'	add 'D'	add 'E'	add 'F'	1.062" Carbide 1.078" HSS	'L' Series Centered Use any straight holder or 90° holder Right Hand Use right hand straight holder or left hand 90° holder Left Hand Use left hand straight holder or right hand 90° holder
				7° Right Hand		LGPT045D27R							LGPT045D57R	LGPT045HS7R						
				7° Left Hand		LGPT045D27L							LGPT045D57L	LGPT045HS7L						
Right Hand 		0°	LGPT045D2R	LGPT045D5R		LGPT045HSR														
		7° Right Hand	LGPT045D2R7R	LGPT045D5R7R		LGPT045HSR7R														
		7° Left Hand	LGPT045D2R7L	LGPT045D5R7L		LGPT045HSR7L														
Left Hand 		0°	LGPT045D2L	LGPT045D5L		LGPT045HSL														
		7° Right Hand	LGPT045D2L7R	LGPT045D5L7R		LGPT045HSL7R														
		7° Left Hand	LGPT045D2L7L	LGPT045D5L7L		LGPT045HSL7L														
.062"		Centered 	0°	.500"		LGPT062D2	LGPT062D5	LGPT062HS	add 'C'	add 'D'	add 'E'	add 'F'	1.062" Carbide 1.078" HSS	'L' Series Centered Use any straight holder or 90° holder Right Hand Use right hand straight holder or left hand 90° holder Left Hand Use left hand straight holder or right hand 90° holder						
			7° Right Hand			LGPT062D27R	LGPT062D57R	LGPT062HS7R												
			7° Left Hand			LGPT062D27L	LGPT062D57L	LGPT062HS7L												
	Right Hand 	0°	LGPT062D2R		LGPT062D5R	LGPT062HSR														
		7° Right Hand	LGPT062D2R7R		LGPT062D5R7R	LGPT062HSR7R														
		7° Left Hand	LGPT062D2R7L		LGPT062D5R7L	LGPT062HSR7L														
	Left Hand 	0°	LGPT062D2L		LGPT062D5L	LGPT062HSL														
		7° Right Hand	LGPT062D2L7R		LGPT062D5L7R	LGPT062HSL7R														
		7° Left Hand	LGPT062D2L7L		LGPT062D5L7L	LGPT062HSL7L														
	.085"	Centered 	0°		.500"	LGPT085D2	LGPT085D5	LGPT085HS							add 'C'	add 'D'	add 'E'	add 'F'	1.062" Carbide 1.078" HSS	'L' Series Centered Use any straight holder or 90° holder Right Hand Use right hand straight holder or left hand 90° holder Left Hand Use left hand straight holder or right hand 90° holder
			7° Right Hand			LGPT085D27R	LGPT085D57R	LGPT085HS7R												
			7° Left Hand			LGPT085D27L	LGPT085D57L	LGPT085HS7L												
Right Hand 		0°	LGPT085D2R	LGPT085D5R		LGPT085HSR														
		7° Right Hand	LGPT085D2R7R	LGPT085D5R7R		LGPT085HSR7R														
		7° Left Hand	LGPT085D2R7L	LGPT085D5R7L		LGPT085HSR7L														
Left Hand 		0°	LGPT085D2L	LGPT085D5L		LGPT085HSL														
		7° Right Hand	LGPT085D2L7R	LGPT085D5L7R		LGPT085HSL7R														
		7° Left Hand	LGPT085D2L7L	LGPT085D5L7L		LGPT085HSL7L														
.115"		Centered 	0°	.500"		LGPT115D2	LGPT115D5	LGPT115HS	add 'C'	add 'D'	add 'E'	add 'F'	1.062" Carbide 1.078" HSS	'L' Series Centered Use any straight holder or 90° holder Right Hand Use right hand straight holder or left hand 90° holder Left Hand Use left hand straight holder or right hand 90° holder						
			7° Right Hand			LGPT115D27R	LGPT115D57R	LGPT115HS7R												
			7° Left Hand			LGPT115D27L	LGPT115D57L	LGPT115HS7L												
	Right Hand 	0°	LGPT115D2R		LGPT115D5R	LGPT115HSR														
		7° Right Hand	LGPT115D2R7R		LGPT115D5R7R	LGPT115HSR7R														
		7° Left Hand	LGPT115D2R7L		LGPT115D5R7L	LGPT115HSR7L														
	Left Hand 	0°	LGPT115D2L		LGPT115D5L	LGPT115HSL														
		7° Right Hand	LGPT115D2L7R		LGPT115D5L7R	LGPT115HSL7R														
		7° Left Hand	LGPT115D2L7L		LGPT115D5L7L	LGPT115HSL7L														

INSERTS PARTING

PRODUCT INFORMATION

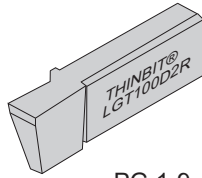
- Designed for CNC, conventional and top slide position on Swiss screw machines.
- Shank sizes 5/16", 3/8", 1/2", 5/8", 3/4", 1" and 1-1/4". Metric sizes also available.
- Modifications can be provided on any of our tooling. Please contact us with your application requirements.



Right Hand Illustrated

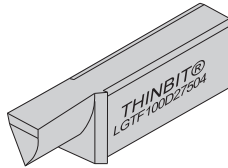
INSERT SELECTIONS

GROOVING



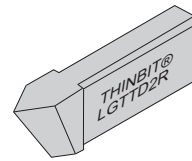
PG 1-9

FACE GROOVING



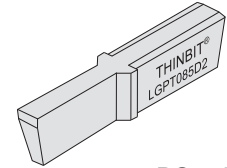
PG 2-9

THREADING



PG 4-9

PARTING



PG 5-3



Scan this code for additional information.

www.thinbit.com/qr7-3

ORDERING INSTRUCTIONS

Select the **ORDER CODE** in the table below that represents your selection of shank dimensions.

EXAMPLE:

The **ORDER CODE** for a .750" Right Hand square shank for inserts beginning with 'L' is:

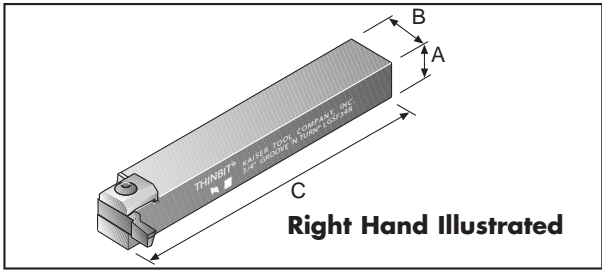
LGS34R

SPECIFICATIONS				ORDER CODE					
Shank Orientation	Shank Dimensions			Toolholder Package Includes Shank, Clamp and Hardware		Replacement Parts			
	'A'	'B'	'C'	For Inserts Beginning With 'L'		Clamp	Screw	Wrench	Pin
RIGHT HAND	LEFT HAND								
Straight Use right hand holder with right hand inserts Use left hand holder with left hand inserts	.312"	.500"	4.840"	LGS56R	LGS56L	Right Hand: Clamp X Left Hand: Clamp Y	S3808	W1005	P0206
	.375"	.500"	4.840"	LGS38R	LGS38L				
	.500"	.500"	4.840"	LGS12R	LGS12L				
	.625"	.625"	4.840"	LGS58R	LGS58L				
	.750"	.750"	4.840"	LGS34R	LGS34L				
	1.000"	1.000"	4.840"	LGS01R	LGS01L				
	1.250"	1.250"	4.840"	LGS14R	LGS14L				
	8mm	.500"	4.840"	LGS08RM	LGS08LM				
	10mm	.500"	4.840"	LGS10RM	LGS10LM				
	12mm	.500"	4.840"	LGS12RM	LGS12LM				
	16mm	.750"	4.840"	LGS16RM	LGS16LM				
	20mm	1.000"	4.840"	LGS20RM	LGS20LM				
25mm	1.000"	4.840"	LGS25RM	LGS25LM					

KAISER TOOL COMPANY, INC.

PRODUCT INFORMATION

- Designed for CNC and conventional machines.
- Shank sizes 5/16", 3/8", 1/2", 5/8", 3/4", 1" and 1-1/4". Metric sizes also available.
- Modifications can be provided on any of our tooling. Please contact us with your application requirements.



INSERT SELECTIONS

GROOVING	FACE GROOVING	THREADING	PARTING
PG 1-9	PG 2-9	PG 4-9	PG 5-3



Scan this code for additional information.

www.thinbit.com/qr7-4

ORDERING INSTRUCTIONS

Select the **ORDER CODE** in the table below that represents your selection of shank orientation and dimensions.

EXAMPLE:

The **ORDER CODE** for a .750" right hand shank for inserts beginning with 'L' is:
LGSF34R

SPECIFICATIONS				ORDER CODE					
Shank Orientation	Shank Dimensions			Toolholder Package <small>Includes Shank, Clamp and Hardware For Inserts Beginning With 'L'</small>		Replacement Parts			
	'A'	'B'	'C'	RIGHT HAND	LEFT HAND	Clamp	Screw	Wrench	Pin
90° Use right hand holder with left hand inserts	.312"	.500"	4.840"	LGSF56R		Clamp C	S3808	W1005	P0312
	.375"	.500"	4.840"	LGSF38R					
	.500"	.500"	4.840"	LGSF12R					
	.625"	.625"	4.840"	LGSF58R	LGSF58L				
	.750"	.750"	4.840"	LGSF34R	LGSF34L				
	1.000"	1.000"	4.840"	LGSF01R	LGSF01L				
	1.250"	1.250"	4.840"	LGSF14R	LGSF14L				
Use left hand holder with right hand inserts	8mm	.500"	4.840"	LGSF08RM					
	10mm	.500"	4.840"	LGSF10RM					
	12mm	.500"	4.840"	LGSF12RM					
	16mm	.750"	4.840"	LGSF16RM	LGSF16LM				
	20mm	1.000"	4.840"	LGSF20RM	LGSF20LM				
	25mm	1.000"	4.840"	LGSF25RM	LGSF25LM				

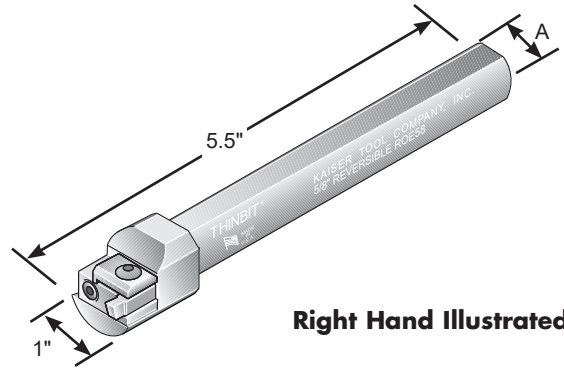
GROOVE 'N TURN®
TOOLHOLDERS

KAISER TOOL COMPANY, INC.

Phone: 888-THINBIT (888-844-6248) or (260) 484-3620 • Fax: 888-THINFAX (888-844-6329) or (260) 482-1881
www.thinbit.com • General E-mail: thinbit@kaisertool.com • Orders: orders@thinbit.com • Quotes: quotes@thinbit.com

PRODUCT INFORMATION

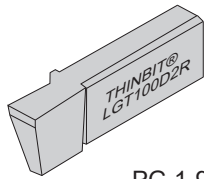
- Designed for boring bar positions on all machines.
- Can be used with a boring head to trepan on a mill. Shank may need to be shortened.
- Toolholder reversible by removing face and bottom screws and rotating head 1/2 turn.
- Shank sizes 1/2", 5/8", 3/4" and 1".
- All 1/2", 5/8" and 3/4" shanks are made from 1" shank.
- Modifications can be provided on any of our tooling. Please contact us with your application requirements.



Right Hand Illustrated

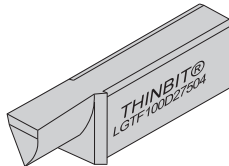
INSERT SELECTIONS

GROOVING



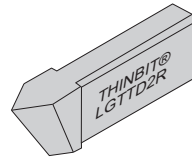
PG 1-9

FACE GROOVING



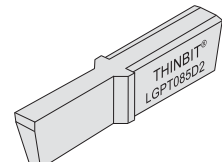
PG 2-9

THREADING



PG 4-9

PARTING



PG 5-3



Scan this code for additional information.

www.thinbit.com/qr7-7

ORDERING INSTRUCTIONS

Select the **ORDER CODE** in the table below that represents your selection of shank dimensions.

EXAMPLE:

The **ORDER CODE** for a .625" round shank for inserts beginning with 'L' is:

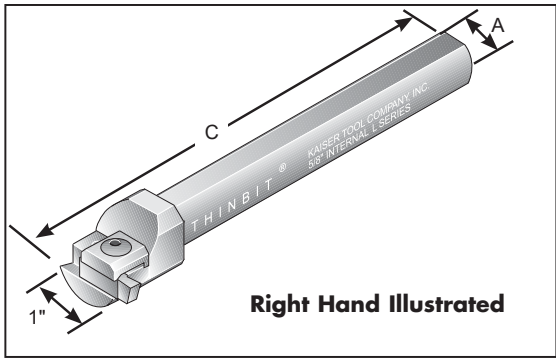
LROE58

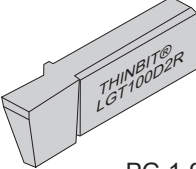
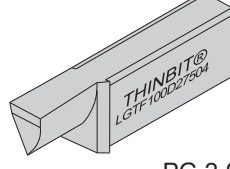
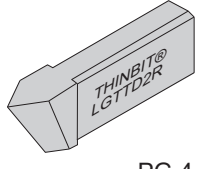
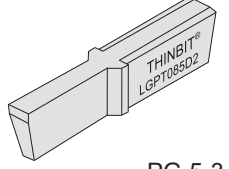
SPECIFICATIONS		ORDER CODE						
Shank Orientation	Shank Dimensions 'A'	Toolholder Package Includes Shank, Head, Clamp and Hardware For Inserts Beginning With 'L'	Replacement Parts					Clamp Hardware
			Head Only Includes Clamp and Hardware For Inserts Beginning With 'L'	Head Screws	Head Wrenches	Shank	Clamp	
Right Hand or Left Hand Use as right hand with right hand inserts; Use as left hand with left hand inserts; Use as either hand with centered inserts.	.500"	LROE12	LROEH	1 each: S5806 S2810	1 each: W1006 W1009	RROE12	Clamp C	Screw: S3808 Wrench: W1005
	.625"	LROE58				RROE58		
	.750"	LROE34				RROE34		
	1.000"	LROE01				RROE01		

KAISER TOOL COMPANY, INC.

PRODUCT INFORMATION

- Designed for boring bar positions on all machines.
- Toolholder reversible for left and right hand orientation.
- Shank sizes 1/2", 5/8", 3/4" and 1".
- All 1/2", 5/8" and 3/4" shanks are made from 1" shank.
- Modifications can be provided on any of our tooling. Please contact us with your application requirements.



INSERT SELECTIONS	GROOVING	FACE GROOVING	THREADING	PARTING
	 PG 1-9	 PG 2-9	 PG 4-9	 PG 5-3



Scan this code for additional information.

www.thinbit.com/qr7-8

ORDERING INSTRUCTIONS

Select the **ORDER CODE** in the table below that represents your selection of shank orientation and dimensions.

EXAMPLE:

The **ORDER CODE** for a .625" right hand shank for inserts beginning with 'L' is:

LR5806

SPECIFICATIONS				ORDER CODE				
Shank Orientation	Minimum Bore Diameter	Shank Dimensions		Toolholder Package Includes Shank, Clamp and Hardware For Inserts Beginning With 'L'	Replacement Parts			
		'A'	'C'		Clamp	Screw	Wrench	Pin
Right Hand or Left Hand Use as right hand with left hand inserts; Use as left hand with right hand inserts; Use as either hand with centered inserts.	1.250"	.500"	5.500"	LR1206	Clamp C	S3808	W1005	P0305
		.625"		LR5806				
		.750"		LR3406				
		1.000"	5.500"	LR0106				
			11.875"	LR0112				

ROUND TOOLHOLDERS

KAISER TOOL COMPANY, INC.